



m4a

OUR PRODUCTS BUILD NETWORKS


INFRASTRUCTURE PRODUCTS

Manufacturers of Modern Composite, Plastic and Concrete Pre-Cast Solutions.

Our Manufacturing capability includes Injection Moulding, Extrusion, Pre-cast Concrete, GRC, and Compression Moulded Composites.

Manhole Covers

Manhole 630mm - SANS 1882 HD DMC 2A/2B Lid and Frame



Type 2A, Circular Solid Cover and Frame - Heavy Duty

Size	Height	Weight
630mm	126mm	74kg



Type 2B, Circular Solid Cover and Frame - Heavy Duty

Size	Height	Weight
630mm	126mm	74kg


Manhole 600mm - SANS 1882 MD DMC 4A Lid and Frame



Type 4A, Circular Solid Cover and Frame - Medium Duty

Size	Height	Weight
600mm	75mm	27kg

Square Manhole Covers - SANS 1882 LD / MD



Sizes - Covers and Frames	Weight
300mm x 300mm - Light Duty	10kg
14B (450mm x 450mm) - Light Duty	24kg
9A (600mm x 600mm) - Light Duty	67kg
9B (600mm x 600mm) - Medium Duty	68kg
9C (600mm x 450mm) - Light Duty	40kg
9D (600mm x 450mm) - Medium Duty	52kg
900mm x 900mm - Heavy Duty	169kg

Hydrants and Valve Boxes

Hydrant Boxes - Type 5



Sizes - Rectangular Hydrant Box and Cover	Weight
395mm x 320mm	34,2kg

Valve Boxes - Type 3B



Sizes - Circular Valve Box and Cover	Weight
130mm - Heavy Duty	8,2kg



m4a

OUR PRODUCTS BUILD NETWORKS

Petro-Chemical and Geotechnical Products



Monitoring Well Box - Round	Weight
165mm - Heavy Duty	7kg



Monitoring Well Box - Square	Weight
165mm x 165mm - Heavy Duty	7kg

Gully Gratings




Gully Gratings are customized to client requirements. Custom size is available up to 1.22m by 3.44 (3.66 when available).

Fibre Reinforced Polymer Gratings




Custom Sizes available up to 1.22m, 2.44m or 3.66 on availability.

Stormwater Catchpit Inlet Sets




Catchpit Slab with opening	Weight
1200mm x 1200mm - Extra Heavy Duty	155,8kg



Inlet Splay	Weight
1200mm x 1200mm - Extra Heavy Duty	77kg



Inlet Curb	Weight
1200mm - Extra Heavy Duty	36kg



Catchpit Slab solid	Weight
1200mm x 1200mm - Extra Heavy Duty	171kg

Sewer Manholes



Specialised Fibre Cement (F/C) manhole design which is suited to areas of high water table. The design offers a sealed manhole. Subject to availability.

Dolomite Sewer Channels



Glass re-enforced concrete is a strong durable mix of fibre-glass, cement, and dolomite aggregate. Dolomite aggregate is used for the superior resistance to corrosion as experienced in sewer systems. Prices available on request.



m4a

OUR PRODUCTS BUILD NETWORKS

Mining Channels




Half-round Channels available on Request.

Pre-cast Concrete Plinths



M4A concrete capabilities include a range of standard plinths for the electrical contractor, as well as special items manufactured to order.

Steel and Other Fabrications



Our internal fabrication capabilities allow us to extend our concrete offering to custom steel fabrications to supplement our other product ranges.

Polymer Concrete Products and Specialised Concrete Solutions



Onsite capabilities allow manufacture and handling of units up to 20T, with a daily output capability in excess of 200T. Our in-house design, engineering certification and mould fabrication capabilities ensure speed to market of prototype and product.

Composite Pole / Mast Solutions

Each pole can consist of the following:

- End caps on top and bottom of pole.
- Fire resistant outer surface on ground level.
- One or two holes at the top for mounting cable hardware and guy-wire hard points.
- Below ground cable access holes fitted with pipe conduit to enable cable passage through the pole.
- GRP rods to anchor pole in the soil.
- Pole diameters and lengths can be supplied as per Customer's requirements.



Pole during installation.
No machines required.



m4a

OUR PRODUCTS BUILD NETWORKS

axschambers™

Our axschamber™ range offers precision moulded products ensuring consistent product quality. Modern composites offer high tensile, flexural and compressive strengths, resulting in lighter weight products with higher strengths. In addition they are non-porous and non-corrosive materials, with no electrical conductivity offering long operational life. UV stabilisation assures performance even in the harshest conditions. Our composite products are non-recyclable, and eliminate theft. Eco-friendly and low carbon footprint processes.

A15, B125, C250 and D400 performance options available.

Manhole Chambers



AXS 600R	Weight
4x 600mm x 600mm rounded panels	3,4kg each
Chamber Base	6kg
Lid	13kg
Frame	14kg
Overall assembled weight	50kg



AXS 900R	Weight
4x 900mm x 450mm rounded panels	4,6kg each
Lid	14kg
Frame	36kg
Overall assembled weight	115kg



AXS 900D	Weight
700mm Dolomite manhole	58kg
900mm Dolomite manhole	128kg



AXS 200D	Weight
240mm x 220mm "footprint after installation"	
Lid	0,39kg
Frame	0,47kg
Chamber	1,15kg
Chamber base - 225mm x 225mm	0,31kg



AXS 320T	Weight
250mm x 230mm "footprint after installation"	
Unit weight	2,5kg
Chamber top section	0,51kg
Chamber base - 335mm x 7fmm	1,95kg



AXS 380SQ	Weight
280mm x 380mm "footprint after installation"	
Unit weight	3,1kg
Chamber lid	1,64kg
Chamber	1,46kg